

Gas Tax Facts


State Transportation and Your Fuel Tax Dollars



How much do I pay?



Our **state gas tax** is **20¢** per gallon.



Of this, a **nickel** goes to **public education**.



The average driver pays **\$9.52** a month in state **fuel taxes**.

After the nickel for public education, the monthly net to the highway fund is **\$7.14**.

Monthly state fuel tax examples



\$10.81

2012 Ford F-150 Truck

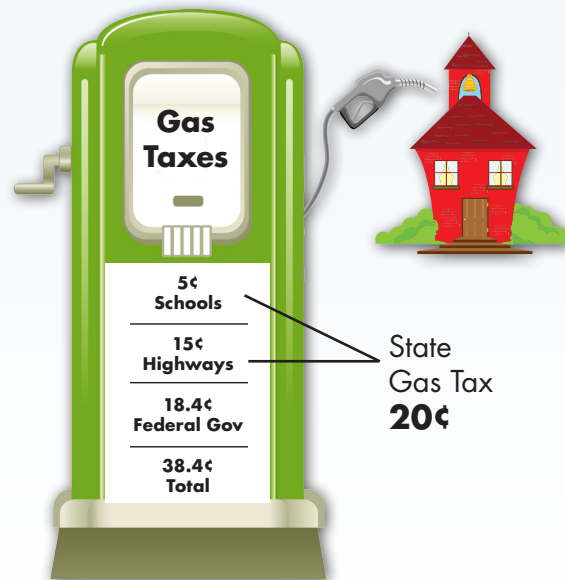
18.5 miles per gallon
1,000 miles driven per month



\$8.51

2012 Nissan Altima Sedan

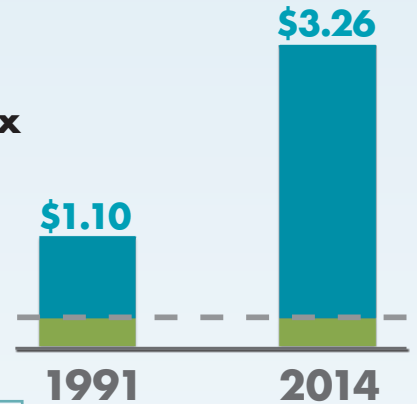
23.5 miles per gallon
1,000 miles driven per month



Did you know?

While **fuel costs have tripled**, the **gas tax** — the primary way we pay for our roads — **has stayed the same** since 1991.

Gallon of Gas
Gas Tax Portion

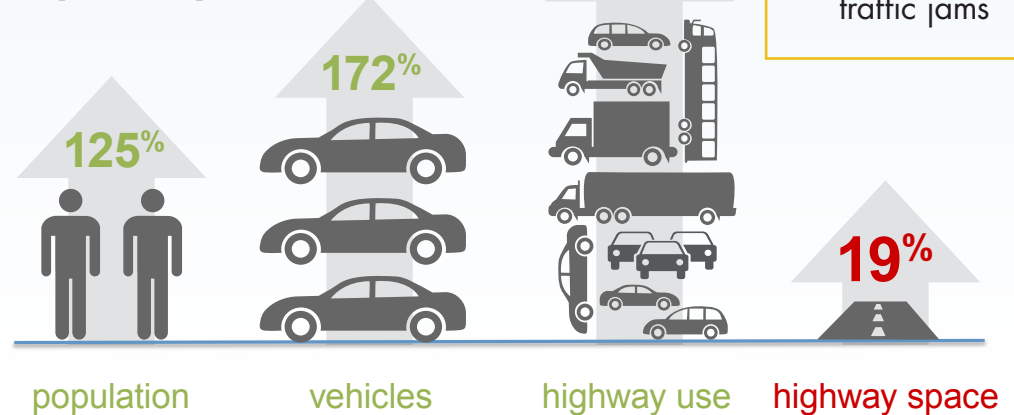


Because of **inflation**, we have less and less money available to pay for roads and bridges.

What is the problem?

The **demand for roadway space** has grown much faster than the **supply** of that space. **It's that simple.**

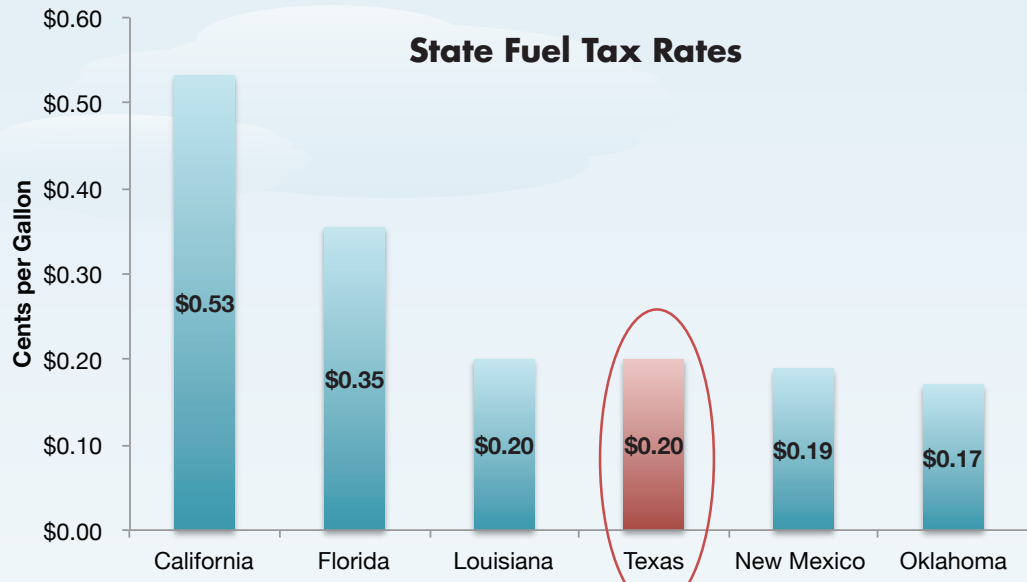
In the past 40 years



The average **Texan** loses nearly **\$1,000** and **44 hours** every year due to traffic jams

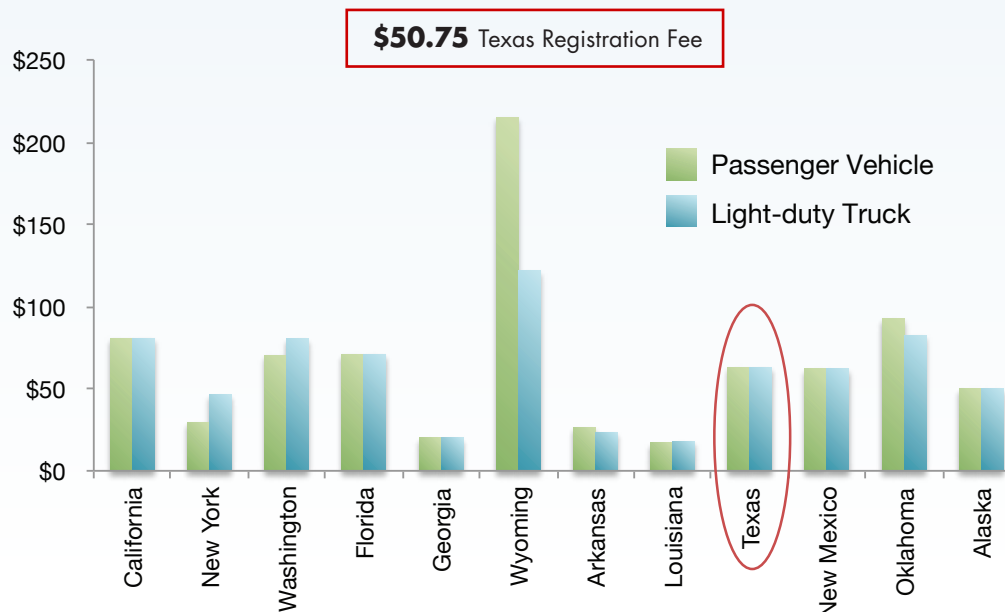


How does Texas compare to other states?



Source: American Petroleum Institute, State Motor Fuel Taxes, October, 2013

State Vehicle Registration Rates



Where does the state get funding for roads?

Sources of State Highway Fund Revenue


Estimate for 2014

Motor Fuel Lubricants Tax	\$43,275,000
Motor Vehicle Certificates of Title Fees	\$29,385,000
Motor Vehicle Registration Fees	\$1,390,378,000
Special Vehicle Permit Fees	\$105,927,000
Sale of Publications/Advertising	\$6,570,000
Supplies/Equipment/Services—Federal/Other	\$160,000,000
Interest on State Deposits/Investments, General Non Program	\$10,000,000
Motor Fuel Taxes	\$2,372,742,000*
Other Revenue	\$96,707,000
Federal Sources	\$4,310,198,000
TOTAL	\$8,525,182,000*

Source: Texas Comptroller of Public Accounts, Biennial Revenue Estimate, 2014 - 2015
*Amount adjusted due to action by the 83rd Legislature, Regular Session

How does the gas tax compare to other monthly expenses?

Source: Consumer Expenditure Survey, U.S. Bureau of Labor Statistics, September, 2013



What does it cost to build?



Freeway Interchange
\$325 million



Overpass
\$6.8 million per lane mile



Freeway Widening
\$7.2 million per lane mile